

FS DCP Series Data Sheet

Copyright © 2009-2025 FS.COM All Rights Reserved

Contents

I. Product Overview ---- 3

II. Features and Benefits ---- 3

III. Product Details ---- 4

IV. Application ---- 6

V. Technical Specifications ---- 7

VI. Function Diagram ---- 9

VII. Warranty ---- 11

VIII. Ordering Information ---- 11

IX. Additional Information ---- 11

Copyright © 2009-2025 FS.COM All Rights Reserved

Product Overview

DCP910-D40M is a complete, high-reliability Dynamic Connectivity Platform for long-distance, high bandwidth applications. It provides all of the optical grooming necessary for the transmission of up to 40 channels of multiple data rates while maintaining the simplicity of automated zero-touch provisioning. It is composed of a mux/demux, optical amplifiers, dispersion compensation modules, and an optical supervisory channel.

FS DCP920 Series is an open-line DWDM platform for DCI and long-distance apps. It includes mux/demux, tunable & fixed dispersion compensation, variable attenuator, two amplifiers, filters, and an 4x/8x 100G PAM4 module for seamless 100GBase-SR4/LR4/IR4 use. The DCP920 series offers remote web management and real-time OSC monitoring, supporting 4x/8x 100G services over 0-80km with zero-touch provisioning.

Features and Benefits

DCP910-D40M

- Zero-Touch Provisioning
- VMUX, EDFA, TDCM,OCM, OTDR and Dispersion Compensator Built-in
- High Speed Multi-protocol Capability to Fit Various Network
- Accept DWDM Signal Format: PAM4 (100G)
- Support WEB for Easy Network Management
- 1% (2%, 3%, 5% optional) Monitor Port Offers Flexible Monitoring Ways

DCP920 Series

- Embedded 4x/8x PAM4 QSFP28 Modules, Accept 4x/8x100GBase-SR4/LR4/IR4 Modules
- Composed of Mux/Demux, DCM, VOA, TDCM, EDFA and R/B
- Support Single-fiber Bidirectional Transmission to Maximize the Usefulness of Fiber
- Zero-Touch Provisioning
- Redundant Hot-pluggable 2x AC Power Supply Units and 3xFans
- Support WEB and Out-band OSC management for Easy Network Management
- Support 0-80km Point-to-point Transmission

Table 1. DCP Series Portfolio

Product	Description
DCP910-D40M	40 Channels 100G DWDM PAM4 Open Line System, 80km, with Monitor Port, LC/UPC, 1U Rack Mount
DCP920-D04PA	4 Channels 100G DWDM PAM4 Open Line System, C45-C60, 4 x 100G QSFP28, Single Fiber, Side-A, with Built-in 100G PAM4 Module, 1U Rack Mount, 80km, Support AmpCon™-T/WebGUI Network Management
DCP920-D04PB	4 Channels 100G DWDM PAM4 Open Line System, C23-C36, 4 x 100G QSFP28, Single Fiber, Side-B, with Built-in 100G PAM4 Module, 1U Rack Mount, 80km, Support AmpCon™-T/WebGUI Network Management
DCP920-D08PA	8 Channels 100G DWDM PAM4 Open Line System, C45-C60, 8 x 100G QSFP28, Single Fiber, Side-A, with Built-in 100G PAM4 Module, 1U Rack Mount, 80km, Support AmpCon™-T/WebGUI Network Management
DCP920-D08PB	8 Channels 100G DWDM PAM4 Open Line System, C21-C36, 8 x 100G QSFP28, Single Fiber, Side-B, with Built-in 100G PAM4 Module, 1U Rack Mount, 80km, Support AmpCon™-T/WebGUI Network Management

Copyright © 2024 FS.COM All Rights Reserved

Product Details

Product Configurations



Figure 1.
DCP910-D40M, 40 Channels 100G DWDM PAM4 Open Line System, 80km, with Monitor Port, LC/UPC, 1U Rack Mount



Figure 2.
DCP920-D04PA, 4 Channels 100G DWDM PAM4 Open Line System, C45-C60, 4 x 100G QSFP28, Single Fiber, Side-A, with Built-in 100G PAM4 Module, 1U Rack Mount, 80km, Support AmpCon™-T/WebGUI Network Management

Copyright © 2024 FS.COM All Rights Reserved



Figure 3.
DCP920-D04PB, 4 Channels 100G DWDM PAM4 Open Line System, C23-C36, 4 x 100G QSFP28, Single Fiber, Side-B, with Built-in 100G PAM4 Module, 1U Rack Mount, 80km, Support AmpCon™-T/WebGUI Network Management



Figure 4.
DCP920-D08PA, 8 Channels 100G DWDM PAM4 Open Line System, C45-C60, 8 x 100G QSFP28, Single Fiber, Side-A, with Built-in 100G PAM4 Module, 1U Rack Mount, 80km, Support AmpCon™-T/WebGUI Network Management



Figure 5.
DCP920-D08PB, 8 Channels 100G DWDM PAM4 Open Line System, C21-C36, 8 x 100G, QSFP28, Single Fiber, Side-B, with Built-in 100G PAM4 Module, 1U Rack Mount, 80km, Support AmpCon™-T/WebGUI Network Management

Copyright © 2024 FS.COM All Rights Reserved

Application

The FS DCI network solution—DCP 920 series, featuring EDFA, MUX/DEMUX, and 100G DWDM PAM4 modules, enables swift deployment and stable long-range optical links, reducing costs and operational hassle. With zero-touch provisioning and automatic management, it optimizes operations, facilitates maintenance, ideal for enhancing enterprise productivity and efficiency.

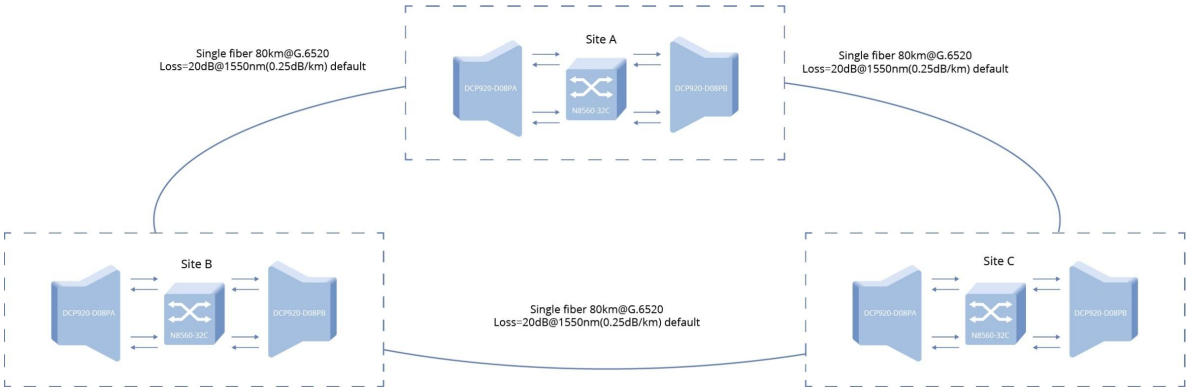

By utilizing 100G PAM4 transceivers and designing a zero-touch, open line system, DCP 910 solution is ideally suited for applications such as Data Center Interconnect and Metro Aggregation.

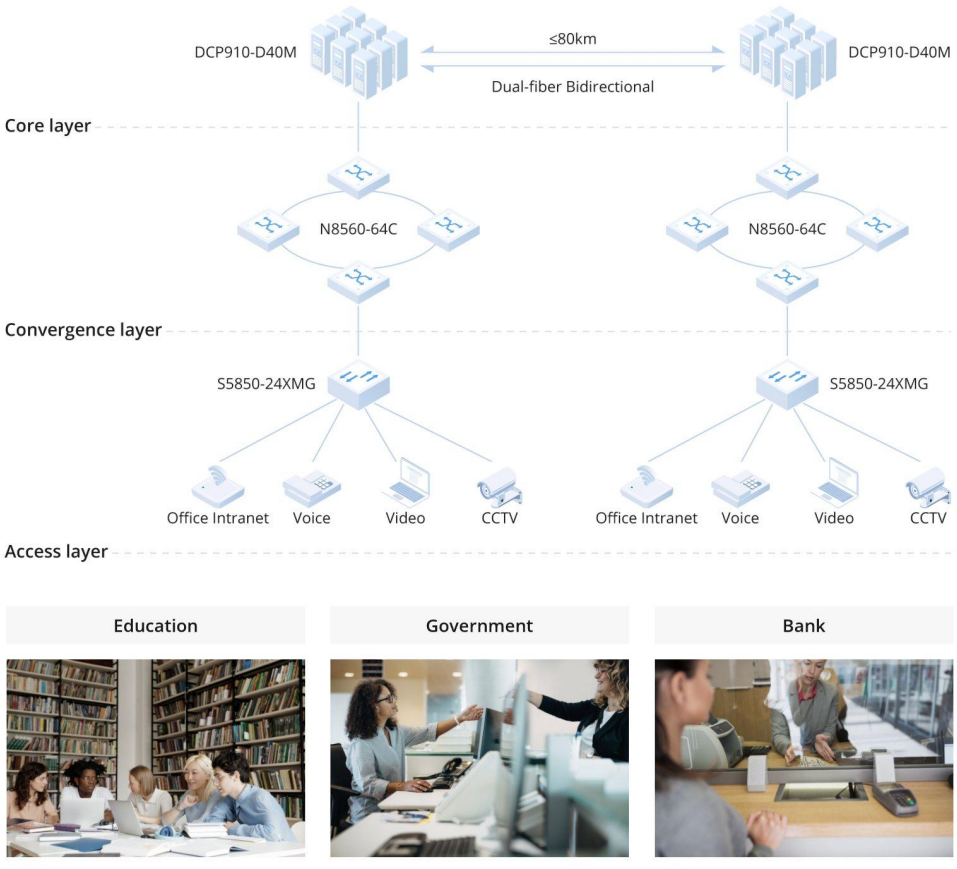

Copyright © 2024 FS.COM All Rights Reserved

Technical Specification

Table 1. Technical Specification of DCP910-D40M

Parameter	Description
Channels	40 Channels
Protocols	HTTPS/SSH
Client Side Connectors	Duplex CS
Front Side Connectors	LC connectors
Management and Consoles Ports	1x RJ45 DCN port 10/100Base-T 1 x RJ45 local craft 10/100/1000 Base-T
Power Supply and Fan	2x Power supplies, 1x Fan unit
Power Consumption	Typical consumption: 220V Normal operation: 80W Max during power up: 100W AC Fuse: 85-127 VAC (4A), 200-240 VAC(2A) (ShippingdefaultstoAC) DC Fuse: -42 to -72 VDC (9A)
Management Type	WEB
Operating Temperature	0° C to 45° C (32° F to 113° F)
Airflow	Front to back
Humidity	5% to 95%
Dimensions (HxWxD)	1.73"x17.32"x19.29" (44x440x490mm)
Weight	12Kg / 26.46 lbs

Copyright © 2024 FS.COM All Rights Reserved

Table 2. Technical Specification of DCP920 Series

Parameter	DCP920-D04PA/DCP920-D04PB	DCP920-D08PA/CP920-D08PB
Client Interface	100G QSFP28	100G QSFP28
Client Interface Protocol	100GE	100GE
Line Interface	LC/UPC (Simplex)	LC/UPC (Simplex)
Capacity	400G	800G
Fiber Distance	0-80km	0-80km
Wavelength	Side A: C45/46/47/48/55/56/59/60 Side B: C23/24/29/30/33/34/35/36	Side A: C45~C60 Side B: C21~C36
Remote Wavelength	Side A: C23/24/29/30/33/34/35/36 Side B: C45/46/47/48/55/56/59/60	SideA: C21~C36 Side B: C45~C60
Power Budget	≤23dB (with BA+PA Optical Amplifiers)	≤23dB (with BA+PA Optical Amplifiers)
Fiber Types	G.652	G.652
Power Consumption	350W	350W
Hot-swappable AC Power Supplies	2 (1+1 Redundancy)	2 (1+1 Redundancy)
Hot-swappable Fans	3 (2+1 Redundancy), Front-to-Back	3 (2+1 Redundancy), Front-to-Back
Management Type	AmpCon™-T/WEB	AmpCon™-T/WEB
In-Band Management	In-band Optical Layer OSC Channel	In-band Optical Layer OSC Channel
Humidity	5%～95%，No Condensation	5%～95%，No Condensation
Dimensions (HxWxD)	1.73"x17.56"x18.90" (44x446x480mm)	1.73"x17.56"x18.90" (44x446x480mm)
Operating Temperature	-40 to 45°C (-40 to 113°F)	-40 to 45°C (-40 to 113°F)
Storage Temperature	-40 to 80°C (-40 to 176°F)	-40 to 80°C (-40 to 176°F)

Note: The DCP920-D04PA needs to be paired with the DCP920-D04PB to connect and the DCP920-D08PA needs to be paired with the DCP920-D08PB to connect.

Copyright © 2024 FS.COM All Rights Reserved

Function Diagram

DCP910-D40M

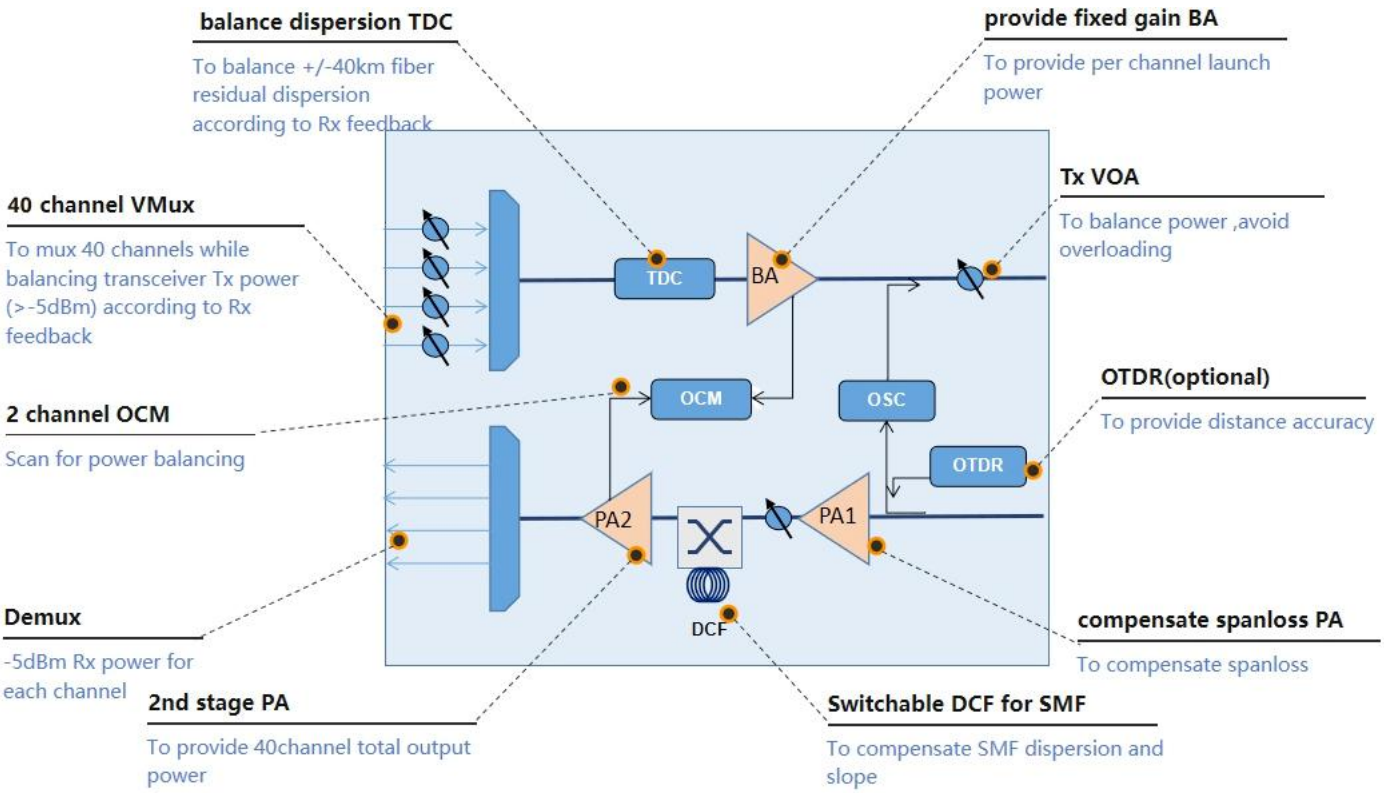

Copyright © 2024 FS.COM All Rights Reserved

DCP920-D04PA\DCP920-D04PB

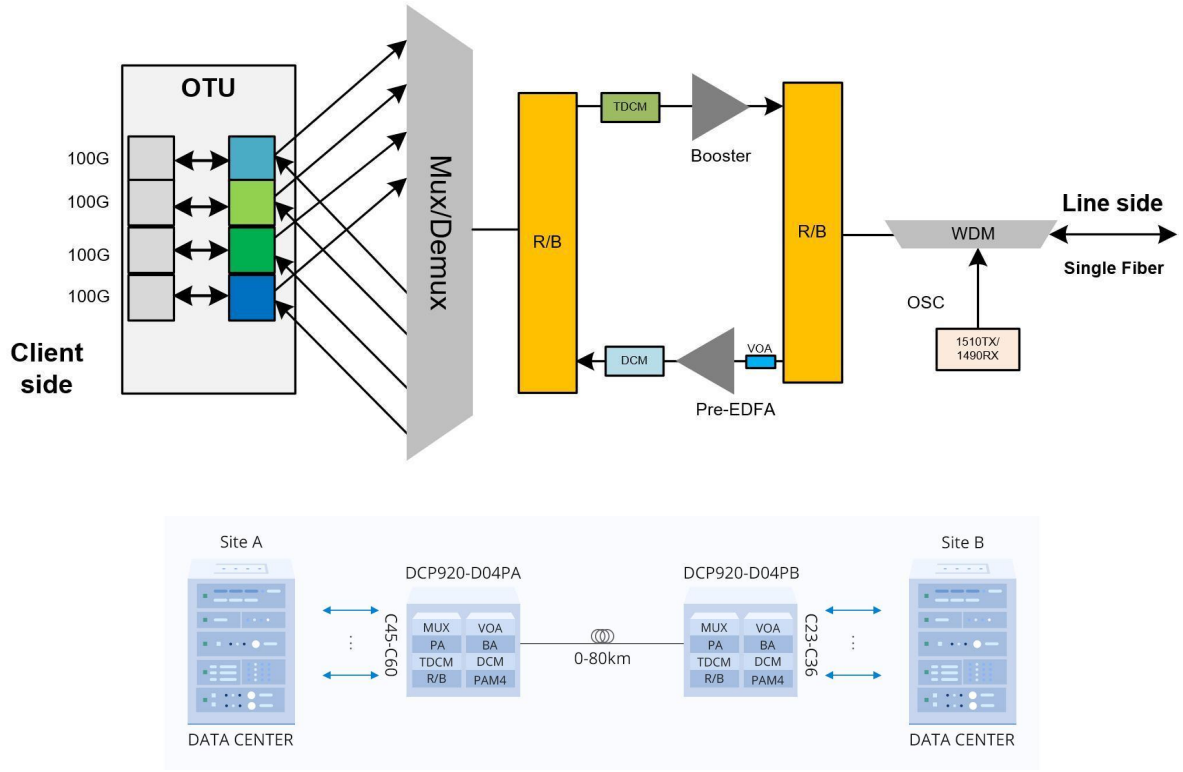

Note: The DCP920-D04PA needs to be paired with the DCP920-D04PB to connect.

DCP920-D08PA\DCP920-D08PB

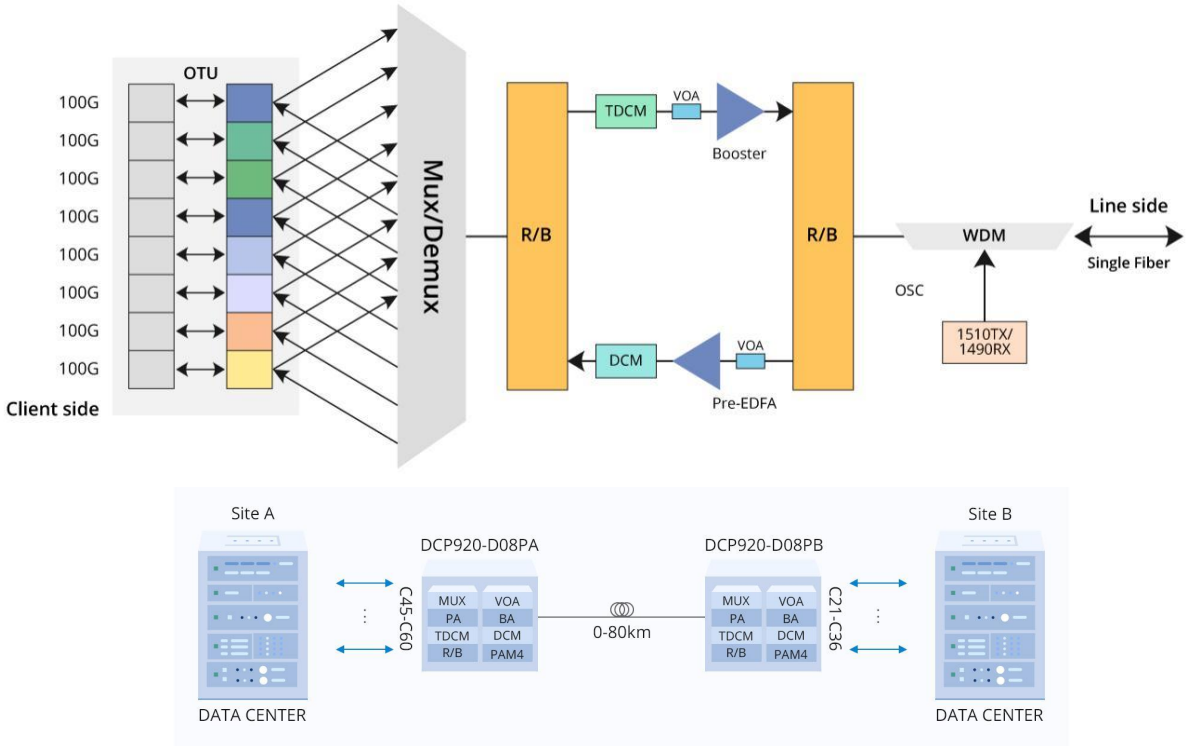

Note: The DCP920-D08PA needs to be paired with the DCP920-D08PB to connect.

Copyright © 2024 FS.COM All Rights Reserved

Warranty

• Standard warranty: 2 years
• For more information for FS Returns & Refunds policy, visit https://www.fs.com/policies/warranty.html or https://www.fs.com/policies/day_return_policy.html

Ordering Information

ID	FS P/N	Description
143685	DCP910-D40M	40 Channels 100G DWDM PAM4 Open Line System, 80km, with Monitor Port, LC/UPC, 1U Rack Mount
201567	DCP920-D04PA	4 Channels 100G DWDM PAM4 Open Line System, C45-C60, 4 x 100G QSFP28, Single Fiber, Side-A, with Built-in 100G PAM4 Module, 1U Rack Mount, 80km, Support AmpCon™-T/WebGUI Network Management
201569	DCP920-D04PB	4 Channels 100G DWDM PAM4 Open Line System, C23-C36, 4 x 100G QSFP28, Single Fiber, Side-B, with Built-in 100G PAM4 Module, 1U Rack Mount, 80km, Support AmpCon™-T/WebGUI Network Management
201571	DCP920-D08PA	8 Channels 100G DWDM PAM4 Open Line System, C45-C60, 8 x 100G QSFP28, Single Fiber, Side-A, with Built-in 100G PAM4 Module, 1U Rack Mount, 80km, Support AmpCon™-T/WebGUI Network Management
201573	DCP920-D08PB	8 Channels 100G DWDM PAM4 Open Line System, C21-C36, 8 x 100G QSFP28, Single Fiber, Side-B, with Built-in 100G PAM4 Module, 1U Rack Mount, 80km, Support AmpCon™-T/WebGUI Network Management

Additional Information

For more information about DCP Series, contact your account manager or visit https://www.fs.com/c/dcp-series-4196

Copyright © 2024 FS.COM All Rights Reserved

Shenzhen (China)

Address: 24F, Yingfeng Center, Haitian 2nd Rd, Nanshan District, Shenzhen
Tel: +86 (755) 8357 1351
Email: sales@feisu.com

Wuhan (China)

Address: 9-14F, Optical Valley Software Park A7, Guanshan Ave, Wuhan
Tel: +86 (027) 8808 9195
Email: sales@feisu.com

Delaware (United States)

Address: 380 Centerpoint Blvd, New Castle, DE 19720, United States
Tel: +1 (888) 468 9910
Email: us@fs.com

Birmingham (United Kingdom)

Address: Regus Edmund House, 12-22 Newhall Street, Birmingham, B3 3AS
Tel: +44 (0) 121 726 4775
Email: uk@fs.com

Munich (Germany)

Address: NOVA Gewerbepark Building 7, Am Gfild 7,85375 Neufahrn bei Munich, Germany
Tel: +49 (0) 8131 377 3008
Email: de@fs.com

Melbourne (Australia)

Address: 57-59 Edison Rd, Dandenong South, VIC 3175, Australia
Tel: +61 3 5909 9990
Email: au@fs.com

Singapore

Address: 30A Kallang Pl, #11-10/11/12 Singapore 339213
Tel: +65 3138 1992
Email: sg@fs.com

Tokyo (Japan)

Address: JS Progress Building, 4-1-23 Heiwajima, Ota-ku, Tokyo 〒143-0006
Tel: +81 3 6897 9438
Email: jp@fs.com



FS has several offices around the world. Addresses, phone numbers are listed on the FS Website at https://www.fs.com/contact_us.html

FS and FS logo are trademarks or registered trademarks of FS in the U.S. and other countries.

Copyright ©2009-2025 FS.COM All Rights Reserved